

A PREDICTIVE MODEL APPROACH TO DETECT THE INFLUENCE IN TRANSMISSION OF JUVENILE DIABETES FROM GESTATIONAL PARENT TO THE NEXT GENERATION.

Aparna Vaidyanathan

Assistant Professor, Department of Computer Science, Fergusson College, Pune.

Dr. Vasantha Kalyani David

Head of the Department, Computer Science, Avinashilingam University, Coimbatore.

ABSTRACT- The diagnosis of type 1 diabetes (T1D) in child has become a concern and a huge point of research with precision decisions. As the lifestyle and environment changes the factors that influence diabetes is becoming more challenging and a scope of concern. A research is necessary to analyse the factors and the cause for type 1 diabetes in children that occurs in the early stage of age 4 to 7, in the age 10 to 14 and greater than 15. The concern are more critical where the diagnosis needs to be done much more early for the child that is detected with Type 1 diabetes as the child is dependent to insulin externally through injection. A Model that is analytical and predictive can assist in analysing the occurrence of diabetes in children at the early stage so that prevention and also cure can be provided at the right time with highest precision. The model emphasis on detecting the influence of gestational parents to the child in early stages. As there are various factors of influences, choosing the right factors and associating the gestational factors to the derivation of diabetes causes in the child can be made predictive and decisive with the extensive use of datasets. This research paper structures the predictive model to detect all possible influences that transmits diabetes to next generation from gestational parents.

Keywords - Juvenile diabetes, gestational diabetes, Analytical model, influential factors, Predictive model, Algorithms.

1. INTRODUCTION

Diabetes is a common chronic disease that is characterized by hyperglycemia and other metabolic abnormalities. In children and adolescents, one variant of the disease is common that is type 1 diabetes mellitus or juvenile diabetes. Juvenile is a **genetic disease** and children of parents with type 1 diabetes have a 30% chance of developing juvenile diabetes. During **pregnancy**, your placenta makes hormones that **cause** glucose to build up in your blood. Usually, the pancreas can send out enough insulin to handle it. But if the body can't make enough insulin or stops using insulin as it should, the blood sugar levels rise, and it detects **gestational diabetes**. The importance of criticality here is when a mother gives birth to a child in this situation, We require an analysis that predicts the possibility of a child with juvenile diabetes. The possibility includes various factors as it cannot be concluded with a fixed decision for every case. The model that is analytical and predictive will be the perfect tool to find the correlation between various factors that include in gestational parent and to

identify the accuracy of transmission to the child with the age been grouped as less than 7, less than 14 and greater than 15.

In this paper we describe a methodology that assists the practitioners to prescribe the gestational T1D patients based on the factors that can be a cause to have a child with diabetes. An analytical and predictive model technique can provide a variant suggestion and analysis for the same. As the cause of juvenile diabetic has many factors that has numerous influence. The main factor is heredity and genetic parameter. Both are caused by a combination of **genetic** and environmental risk factors. However, there are other rare forms of **diabetes** that are directly **inherited**. The causes of **type 1 diabetes** are unknown, although several risk factors have been identified. Analysis of Juvenile diabetes data has still not been extensively researched in terms of gestational factors related to the causes. There is a lack of techniques applied to analyze of parents diabetes data and transformation of diabetes from gestational parents to child born. Hence there is a need of relative analysis on gestational data set to help in prevention of occurrence. The analysis for new-born babies who are Type 1 diabetic purely depend upon the gestational diabetic parent and with genetic factors.

The main objective of this research is to analyse the correlation of gestational factors of the parent with the cause of diabetes to the child with the age group less than 15 years. By applying analytical and predictive modelling techniques for the given data set the impact of gestational factors can be identified and related to the prediction of diabetes occurrences to the child. The study also emphasis on the greater impact of gestational influences to the child. The system estimates the risk of diabetes in the patients by comparing its predicted results with patient's prior medical information.

2. LITERATURE SURVEY

This section reviews various research works that are related to the proposed work.

The research paper depicts This review describes the epidemiology of childhood diabetes in India. It focuses on the incidence and prevalence of type 1 diabetes and its complications and comorbid conditions. The review also covers data related to type 2 diabetes, glucose intolerance, and monogenic diabetes from India. A brief discussion regarding unique contributions from India to the world literature is included. The topics discussed include use of camel milk as adjuvant therapy in type 1 diabetes, relevance of the A1/A2 hypothesis, and comprehensive clinical classification of type 1 diabetes. The paper gives an insight of the child diabetes in India and how the management of diabetes in different states and the analysis of diabetes prevalence. [1]

The research paper [2] specifies the relationship between mothers' sense of empowerment as a psychological resource and the level of adherence to treatment and metabolic control of their adolescent children with insulin-dependent diabetes mellitus (IDDM). Data analysis revealed that mothers' sense of empowerment contributes significantly to their children's adherence to treatment. Moreover, mothers' sense of empowerment and their education explain a significant proportion of the variance in their children's metabolic control.

The highest incidence of type 1 diabetes worldwide, reaching 40 per 100 000 people per year in the 1990s. Our aim was to assess the temporal trend in type 1 diabetes incidence since 2000 in Finnish children aged younger than 15 years and to predict the number of cases of type 1 diabetes in the future. The incidence of type 1 diabetes in Finnish children is increasing even faster than before. The number of new cases diagnosed at or before 14 years of age will double in the next 15 years and the age of onset will be younger (0–4 years). The Research paper mentions the highest rate of growth in Type1 diabetes in younger children. The findings also specify the age-specific rates per 100 000 per year were 31·0, 50·5, and 50·6 at ages 0–4 years, 5–9 years, and 10–14-years, respectively. We noted a significant non-linear component to the time trend ($p < 0.0003$). In children aged 0–4 years, the increase was largest, at 4·7% more affected every year. The overall boy-to-girl ratio of incidence was 1·1; at the age of 13 years, it was 1·7 (1·4–2·0). The predicted cumulative number of new cases with type 1 diabetes before 15 years of age between 2006 and 2020 was about 10 800. [3]

Recent research has begun to emphasize children's adaptation and outcome in the larger context family and other systems variables over time. The Risk and Resistance model, or the assertion that the effect of any given risk factor may vary depending upon other risk factors or buffering factors, has received empirical support. For instance, it is found that among some children with juvenile diabetes, the relationship between stress and blood glucose metabolic control was moderated by individual differences in coping who received social support from both family and peers demonstrated fewer behavior problems, as reported by their mothers. [4]

This research paper [5] emphasis on the Type 2 diabetes as frequently familiar in pregnancy might act in addition to genetic factors to cause diabetes in the children of mothers with gestational diabetes mellitus (GDM). The paper also identifies that Genetic predisposition to GDM should be equally shared by daughters of diabetic mothers and fathers. An excess of maternal transmission of diabetes is consistent with an epigenetic effect of hyperglycaemia in pregnancy acting in addition to genetic factors to produce diabetes in the next generation. The dataset taken in this paper shows the high influence of mother in the child to be affected with diabetes in early stage of life.

The purpose of this study was to determine the incidence of diabetes in women with previous dietary-treated gestational diabetes mellitus and to identify predictive factors for development of diabetes. Women with previous dietary-treated gestational diabetes mellitus have a considerably increased risk of later having diabetes. Follow-up investigations are therefore important, especially in those women with previous gestational diabetes mellitus in whom the identified predictive factors are present. [6]

3. PROPOSED METHODOLOGY

This paper focuses on how Analytical and Predictive model can contribute in predicting the children with diabetes with the factors related to gestational parents. The dataset analysing the given data and give a inference rule of parameters that has a high impact on deciding the

A PREDICTIVE MODEL APPROACH TO DETECT THE INFLUENCE IN TRANSMISSION OF JUVENILE DIABETES FROM GESTATIONAL PARENT TO THE NEXT GENERATION.

occurrence of diabetes in the patients. When there are large datasets and the rules for prediction are unclear mining techniques are used and the model is trained using the available datasets. In the case of predicting Type1Diabetes, though physicians were able to intuitively estimate the risk of the disease, they couldn't analyze the factors that can be relied upon. Machine learning algorithm will make the model to learn with new findings that can assist the physicians to analyze the factors which will assist them for diagnosing. While towards constructing the Machine Learning model, there are many approaches that can build the system,

This paper focuses on applying the Classification algorithm to analyze the factors for Type1Diabetes as majority of the data will have a pattern of categorical labels. By classifying the data based on the factors the algorithm can define various rules as per the given data set. Given a data set, this methodology can classify the data with the given set of values, the model can predict if the person will be prone to Type1Diabetes symptoms and with what severity. Hence the prediction becomes a binary (yes/no) classification problem.

From a computational standpoint, classification problems are easier and more efficient to solve than any other data model. So the research focuses on creating a classification model to transform the data to analyze the factors that will influence the medication of juvenilediabetic. We are considering 2 categories of data

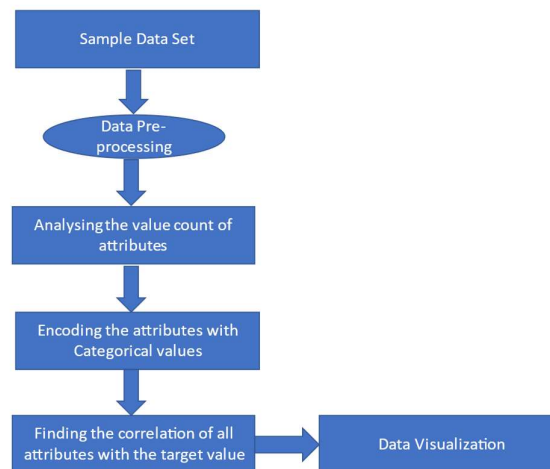


Figure1: Proposed Flow Diagram

The gestational factors that can influence the juveniles include the history of the parents, environmental factors, age, life-style ,overweight, obesity, gestational weight gain,HBA1c etc. When we apply Predictive algorithms by deriving correlation between the factors and the target value of identifying the highest correlation values predicts whether the patient can have a diabetic child or not. The system learns with variant data sets and provide the decision based on the given dataset.

A PREDICTIVE MODEL APPROACH TO DETECT THE INFLUENCE IN TRANSMISSION OF JUVENILE
DIABETES FROM GESTATIONAL PARENT TO THE NEXT GENERATION.

Attribute Set		
Age	9. Other Disease	17. How taken
Sex	10. Adequate Nutrition	18. Family history affected in Type 1 diabetes
Area	11. Education	19. Family history affected in Type 2 diabetes
HBA1c	12. Standardised growth rate	20. Hypoglycemia
Height	13. Standardized birth weight	21. Pancreatic disease affected in child
Weight	14. Auto Antibodies	22. Affected (Target Variable)
BMI	15. Impaired glucose	
Duration	16. Insulin taken	

Table 1: Data set of Factor Table of Gestational Parent and Child.

Considering Table 1 the classification algorithm will generate rules of inferences that helps the practitioner to identify whether the gestational diabetic parents are likely to produce a new born with diabetic condition or prone to diabetic condition. In fortunate cases the new born can be treated and prevented from juvenile diabetic conditions by giving early medication to the parent.

3.1 Proposed Process of the Model

The data set of gestational factors with a set of 21 attributes is identified. An analytical and predictive model is built based on the factors identified in the data set. The model is trained to identify the highest proximity factor that can affect the child with diabetes. A direct proportionate and correlation is built between the factors and the target attribute. The factors are identified as Binary, Categorical, Nominal and Continuous variables. Algorithms are applied to analyse the relativity between the categorical attributes and the target variable. Here the target variable named “Affected” is binary with the values either Yes or No. The efficacy of the analysis is based on the factors that are selected with potential correlation of $> .5$ and the visualization of the predictive analysis is based on the correlation value between the attribute and the target variable.

Thus the analytical and predictive model built on the given dataset projects the correlation of the attributes with the target variable. The model provides analyses and prediction based on the training set for the target variable as whether the child will be affected with diabetes Yes or No with the given attribute values.

A PREDICTIVE MODEL APPROACH TO DETECT THE INFLUENCE IN TRANSMISSION OF JUVENILE DIABETES FROM GESTATIONAL PARENT TO THE NEXT GENERATION.

3.2 Sample data set:

As per **Table 1** Lets see the samples of the data set used to build the analytical and predictive model that predicts whether the child is affected to diabetes yes or no with the given gestational parent data.

Age	Sex	Area of Res	HbA1c	Height	Weight	BMI	Duration	Other disease	Adequate Nutrition	Education of Mother	Standardized growth-rate in infancy	Standardized birth weight	Autoantibodies	Impaired glucose metabolism	Insulin taken	How Taken	Family History affected in Type 1 Diabetes	Family History affected in Type 2 Diabetes	Hypoglycemia	pancreatic disease affected in child	Affected
greater th	Female	Suburban	Over 7.5%	1.5	56	24.88889	4y	no	No	No	Middle quartiles	Middle quartile	Yes	Yes	Yes	Injection	Yes	No	Yes	Yes	yes
greater th	Female	Suburban	Over 7.5%	1.48	58	26.47918	1w	none	No	No	Middle quartiles	Middle quartile	Yes	No	Yes	Injection	Yes	Yes	Yes	Yes	yes
Less then	Female	Urban	Over 7.5%	1.2	46	31.94444	9d	none	Yes	No	Middle quartiles	Middle quartile	Yes	No	Yes	Injection	Yes	No	No	No	yes
Less then	Female	Suburban	Over 7.5%	1.65	50	18.36547	1w	none	Yes	No	Middle quartiles	Middle quartile	No	No	Yes	Injection	No	Yes	No	No	yes
Less then	Female	Suburban	Over 7.5%	1.61	59	22.76147	1m	liver prob	Yes	Yes	Middle quartiles	Middle quartile	Yes	No	Yes	Injection	Yes	Yes	No	No	yes
Less then	Male	Rural	Over 7.5%	1.32	26	14.92195	1.5y	heart, hec	No	No	Lowest quartiles	Middle quartile	Yes	No	Yes	Injection	No	No	Yes	No	yes
greater th	Female	Rural	Over 7.5%	1.4	45	22.95918	16y	ear probl	No	No	Lowest quartiles	Middle quartile	No	No	Yes	Injection	No	No	Yes	Yes	yes
greater th	Female	Rural	Over 7.5%	1.55	50	20.81166	6y	none	Yes	No	Middle quartiles	Middle quartile	No	No	Yes	Injection	No	No	Yes	Yes	yes
greater th	Female	Suburban	Over 7.5%	1.61	54	20.83253	5y	leg probl	Yes	Yes	Middle quartiles	Middle quartile	No	No	Yes	Injection	No	Yes	Yes	Yes	yes
greater th	Female	Suburban	Over 7.5%	1.59	50	19.7777	10y	eye probl	Yes	No	Middle quartiles	Middle quartile	No	No	Yes	Injection	No	No	Yes	No	yes
greater th	Male	Suburban	Over 7.5%	1.62	52	19.81405	8y	none	Yes	No	Highest quartiles	Middle quartile	No	No	Yes	Injection	Yes	No	Yes	No	yes
greater th	Female	Suburban	Less then	1.64	52	19.33373	9y	none	Yes	No	Highest quartiles	Middle quartile	Yes	No	Yes	Injection	No	No	Yes	Yes	yes
greater th	Male	Suburban	Less then	1.71	52	17.78325	6y	none	Yes	No	Highest quartiles	Middle quartile	No	No	Yes	Injection	No	No	Yes	Yes	yes
greater th	Female	Rural	Less then	1.59	53	20.96436	8y	eye probl	No	Yes	Middle quartiles	Middle quartile	Yes	No	Yes	Injection	Yes	Yes	Yes	No	yes
Less then	Male	Rural	Over 7.5%	1.5	48	21.33333	4y	none	Yes	No	Middle quartiles	Middle quartile	No	No	Yes	Injection	Yes	No	No	Yes	yes

<https://www.kaggle.com/dataset-of-diabetes-type1>

Table 2: Sample Data Set.

The dataset in Table 3 has 15 sample records out of 306 records with 22 attributes.

The data was collected and made available from <https://www.kaggle.com/dataset-of-diabetes-type1>. Several constraints were placed on the selection of these instances from a larger database.

binary=['Adequate Nutrition','Education of Mother','Autoantibodies','Impaired glucose metabolism','Insulin taken','Family History affected in Type 1 Diabetes','Family History affected in Type 2 Diabetes','Hypoglycemia','pancreatic disease affected in child','Affected']
nominal=['Sex','Area of Residence','Other disease']
ordinal=['Age','HbA1c','Standardized growth-rate in infancy','Standardized birth weight','How Taken',]
cont=['Height','Weight','BMI','Duration of disease']
attr=[binary,nominal,ordinal]

Table 3: Data type of Sample Data Set.

3.3. Brief Description of the Algorithm

The model is built using Python and some of its popular data science related packages. The data is read by Pandas to read our data from a CSV file and manipulate it for further use. The packages like numpy is used to convert our data into a format suitable to feed the model. Visualization is done by seaborn and matplotlib methods. Logistic Regression algorithm is imported from sklearn. This algorithm will help us build the model for prediction.

Step 1: Analysing the attribute with the target value and to find the highest correlated attribute with the target value.

A PREDICTIVE MODEL APPROACH TO DETECT THE INFLUENCE IN TRANSMISSION OF JUVENILE
DIABETES FROM GESTATIONAL PARENT TO THE NEXT GENERATION.

Step 2: Apply Predictive algorithm to visualize the highest coorelated value and to make prediction of the target variable (i.e Affected with diabetes = (Yes/No)) for any given input variable of the dataset.

Here once the model is trained with the highest attribute coorelation and probability based on the training data set, the model is buit to predict the target attribute (i.e Affected with diabetes = (Yes/No))

3.4. Analysis of the Result:

As per the training dataset taken as input

Total record: 306.
Total Attributes: 22. (Input Attributes: 21, Target Attribute: 1)

I. Finding correlation of all attributes with 'affected'(target) attribute

1. Affected (target variable)	1.000000
2. How Taken	1.000000
3. Insulin taken	1.000000
4. HbA1c	0.754062
5. Hypoglycemis	0.711744
6. Duration of disease	0.660814
7. pancreatic disease affected in child	0.578604
8. Weight	0.575504
9. Height	0.567638
10. Age	0.530202
11. Area of Residence	0.508678
12. Autoantibodies	0.507387
13. Adequate Nutrition	0.446675
14. Other disease	0.434211
15. Education of Mother	0.404526
16. Sex	0.287776
17. Standardized growth-rate in infancy	0.208690
18. Family History affected in Type 1 Diabetes	0.205045
19. Family History affected in Type 2 Diabetes	0.163438
20. Standardized birth weight	0.101381
21. BMI	0.038947
22. Impaired glucose metabolism	0.030192

Table 4: Correlation Attribute Table

A PREDICTIVE MODEL APPROACH TO DETECT THE INFLUENCE IN TRANSMISSION OF JUVENILE DIABETES FROM GESTATIONAL PARENT TO THE NEXT GENERATION.

II. Analysing the data distribution.

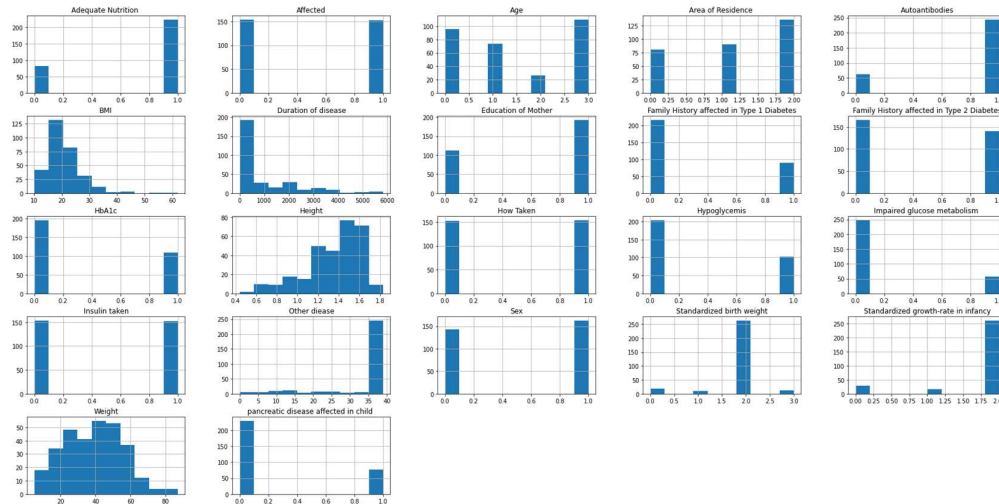


Figure 2 : Data Distribution

III. Analysing the attribute with the target attribute where probability > .5 and directly proportional to the target value.

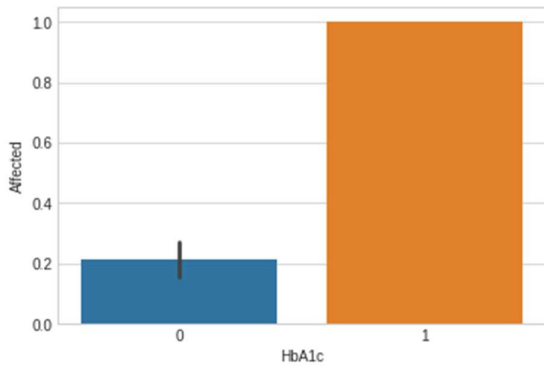


Figure 3: HbA1c attribute is directly proportional with the target “Affected” attribute

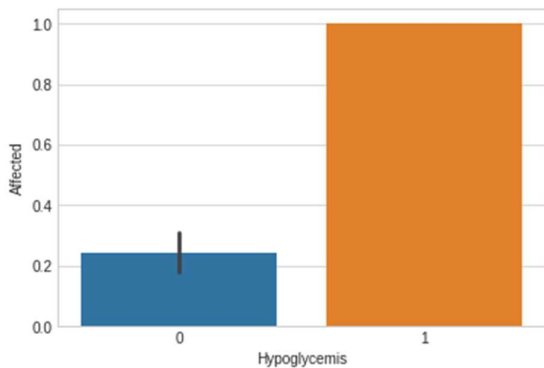


Figure 4: Hypoglycemia is directly proportional with the target “Affected” attribute

A PREDICTIVE MODEL APPROACH TO DETECT THE INFLUENCE IN TRANSMISSION OF JUVENILE DIABETES FROM GESTATIONAL PARENT TO THE NEXT GENERATION.

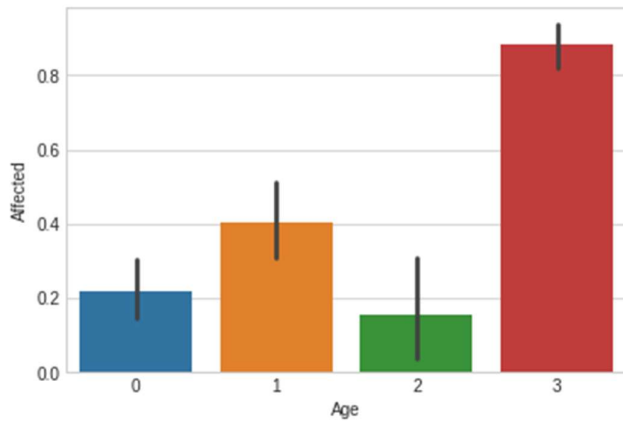


Figure 5: From above visualizations we can analyze that age with value 3 (age greater than 15) is most likely to get affected by diabetes

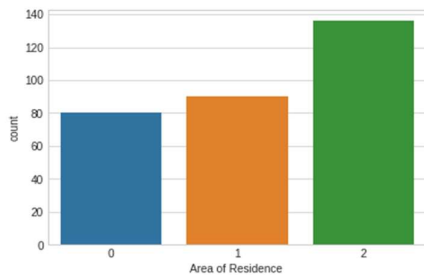


Figure 6: Area of Residence (This shows that People from rural area are most likely to get affected by Diabetes)

As per the analysis Attributes like Insulin Taken, HbA1c, Hypoglycemia, Age, Residence have highest correlation with affected attribute. While attributes like BMI and Impaired glucose metabolism have lowest correlation.

IV. Result Analysis:

The model is further tested with test data and could learn that the model predicts exactly with accuracy of 98% with the existing training data. The model is supported with an APP to take the input from the user and the model predicts whether the given parent based on his factors entered can have a child affected with diabetes Yes/No. The prediction is based on the learning of the model with the combination of 70% training test and 30% test set.

<i>Data</i>	<i>Accuracy Rate</i>
<i>Trainig Data 70% and Test Set 30%</i>	<i>98%</i>
<i>Training data 100%</i>	<i>100%</i>
<i>Predition based on 30% test data</i>	<i>98%</i>

<i>Prediction based on user input on runtime</i>	97%
--	-----

CONCLUSION

This study emphasizes the gestational parameters that play a vital role in transmitting juvenile diabetes to the next generation. The model developed using Python programming based on the dataset emphasizes the influence of gestational parameters that include the highest correlation, which is directly proportionate to children getting affected by juvenile diabetes. The accuracy of the model initially gets to 90% with training set and test set. The model was applied with 70% of training set and 30% test set to check with the accuracy of the model. The result gives the optimized predictive approach that proves the best of the model developed to juvenile diabetic analysis and further the study can emphasize more on applying machine learning algorithms that are complex and extensive to predict the transmission of diabetes from gestational parents to the children who are the next generation. The model helps the practitioner to prescribe the medication according to the suggestion from the application. Further the research can include extensive datasets and complex machine learning algorithms to analyze and predict complex and unusual scenarios that occur in the dataset.

REFERENCES

- [https://www.ncbi.nlm.nih.gov/pmc/articles/PMC6177665/Childhood diabetes in india](https://www.ncbi.nlm.nih.gov/pmc/articles/PMC6177665/Childhood%20diabetes%20in%20india) by Sanjay Karla and Mudita Dhingare.
- The Impact of Mothers' Sense of Empowerment on the Metabolic Control of Their Children With Juvenile Diabetes. Victor Florian, PhD, Dina Elad, MSW
- Time trends in the incidence of type 1 diabetes in Finnish children: a cohort study
- Author Valma Harjutsalo PhD^a Lena Sjöberg MD^b Prof Jaakko Tuomilehto MD^{abc}
- Disease and family contributors to adaptation in juvenile rheumatoid arthritis and juvenile diabetes Robert G. Frank PhD Kristofer J. Hagglund PhD Laura H. Schopp PhD Julian F. Thayer Angela Z. Vieth MA James T. Cassidy MD David E. Goldstein MD Niels C. Beck PhD Daniel L. Clay PhD John E. Hewett PhD Jane C. Johnson MA John M. Chaney Javad H. Kashani MD
- Mother to child transmission of diabetes mellitus: does gestational diabetes program Type 2 diabetes in the next generation. M. McLean D. Chipps N. Wah Cheung
- Predictive factors for the development of diabetes in women with previous gestational diabetes mellitus Author links open overlay panel Peter Damm MD^a Claus Kühl MD, PhD^a Aksel Bertelsen PhD^b Lars Mølsted-Pedersen MD, PhD^a
- Maternal Gestational Diabetes, Birth Weight, and Adolescent Obesity Matthew W. Gillman, Sheryl Rifas-Shiman, Catherine S. Berkey, Alison E. Field and Graham A. Colditz Pediatrics March 2003, 111 (3) e221-e226; DOI: <https://doi.org/10.1542/peds.111.3.e221>
- <https://www.cs.usask.ca/faculty/kgs325/monitoring-human-behaviour/datasets/gestational-diabetes-dataset.html>
- <https://www.kaggle.com/dataset-of-diabetes-type1>

- Dr. Asir Antony Gnana Singh, Dr. Leavline, Shanawaz Baig “ Diabetes Prediction using Medicaldata”, https://www.researchgate.net/publication/316432650_Diabetes_Prediction_Using_Medical_Data
- Sai Poojitha Nimmagadda, Sagar Yeruva, Rakesh Siempu Improved Diabetes Prediction Model for Predicting Type-II Diabetes International Journal of Innovative Technology and Exploring Engineering (IJITEE) ISSN: 2278-3075, Volume-8 Issue-12, October, 2019
- Rabinal , Er. Anshu Chopra² Research Scholar (CSE) 1, DIABETES PREDICTION BY SUPERVISED AND UNSUPERVISED LEARNING WITH FEATURE SELECTION
- Souad Larabi-Marie-Sainte 1,* , Linah Aburahmah 1, Rana Almohaini 1 and Tanzila Saba 2 Current Techniques for Diabetes Prediction: Review and Case Study Correspondence: slarabi@psu.edu.sa Received: 14 September 2019; Accepted: 21 October 2019; Published: 29 October 2019
- Tejas N. Joshi*, Prof. Pramila M. Chawan** Diabetes Prediction Using Machine Learning Techniques Int. Journal of Engineering Research and Application www.ijera.com ISSN: 2248-9622, Vol. 8, Issue 1, (Part -II) January 2018, pp.-09-13
- Perveen, S., Shahbaz, M., Guergachi, A., & Keshavjee, K. (2016). Performance analysis of data mining classification techniques to predict diabetes. *Procedia Computer Science*, 82, 115-121. [13] Kamadi, V. V., Allam, A. R., & Thummala, S. M. (2016).
- A computational intelligence technique for the effective diagnosis of diabetic patients using principal component analysis (PCA) and modified fuzzy SLIQ decision tree approach. *Applied Soft Computing*, 49, 137-145. [14] Pradeep, K. R., & Naveen, N. C. (2016, December).
- Predictive analysis of diabetes using J48 algorithm of classification techniques. In 2016 2nd International Conference on Contemporary Computing and Informatics (IC3I) (pp. 347-352). IEEE.
- Santhanam, T., & Padmavathi, M. S. (2015). Application of K-means and genetic algorithms for dimension reduction by integrating SVM for diabetes diagnosis. *Procedia Computer Science*, 47, 76-83.
- Meng, X. H., Huang, Y. X., Rao, D. P., Zhang, Q., & Liu, Q. (2013). Comparison of three data mining models for predicting diabetes or prediabetes by risk factors. *The Kaohsiung journal of medical sciences*, 29(2), 93-99.
- Aljumah, A. A., Ahamad, M. G., & Siddiqui, M. K. (2013). Application of data mining: Diabetes health care in young and old patients. *Journal of King Saud University-Computer and Information Sciences*, 25(2), 127-136.
- Abdar, M., Zomorodi-Moghadam, M., Das, R., & Ting, I. H. (2017). Performance analysis of classification algorithms on early detection of liver disease. *Expert Systems with Applications*, 67, 239-251.
- Meng, X. H., Huang, Y. X., Rao, D. P., Zhang, Q., & Liu, Q. (2013). Comparison of three data mining models for predicting diabetes or prediabetes by risk factors. *The Kaohsiung journal of medical sciences*, 29(2), 93-99.

- Bashir, S., Qamar, U., Khan, F. H., & Naseem, L. (2016). H MV: A medical decision support framework using multi-layer classifiers for disease prediction. *Journal of Computational Science*, 13, 10-25.
- Song, Y., Liang, J., Lu, J., & Zhao, X. (2017). An efficient instance selection algorithm for k nearest neighbor regression. *Neurocomputing*, 251, 26-34.
- Abdul-Ghani, M. A., & DeFronzo, R. A. (2009). Plasma glucose concentration and prediction of future risk of type 2 diabetes. *Diabetes Care*, 32(suppl 2), S194-S198.
- Kilpatrick, E. S., Rigby, A. S., & Atkin, S. L. (2008). Mean blood glucose compared with HbA 1c in the prediction of cardiovascular disease in patients with type 1 diabetes. *Diabetologia*, 51(2), 365-371.
- Xu, W., Zhang, J., Zhang, Q., & Wei, X. (2017, February). Risk prediction of type II diabetes based on random forest model. In *2017 Third International Conference on Advances in Electrical, Electronics, Information, Communication and Bio-Informatics (AEEICB)* (pp. 382-386). IEEE.
- Komi, M., Li, J., Zhai, Y., & Zhang, X. (2017, June). Application of data mining methods in diabetes prediction. In *2017 2nd International Conference on Image, Vision and Computing (ICIVC)* (pp. 10061010). IEEE.
- Zheng, T., Xie, W., Xu, L., He, X., Zhang, Y., You, M., ... & Chen, Y. (2017). A machine learning-based framework to identify type 2 diabetes through electronic health records. *International journal of medical informatics*, 97, 120-127
- Abbas, Hamed Jadooa, And Jawad Mohammad Ismail. "Association Of Adiponectin Levels In Iraqi Patients With Type 2 Diabetic And Prediction Of Cardiovascular Complications." *Tjprc: International Journal Of Diabetes & Research (Tjprc: Ijdr)* 2 (2016): 1-8.
- Akinsola, V. O., And T. O. Oluyo. "A Note On The Divergence Of The Numerical Solution Of The Mathematical Model For The Burden Of Diabetes And Its Complications Using Euler Method." *Int J Math Comput Appl Res* 5.3 (2015): 93-100.
- Gunjigavi, Sanjeev Kumar S., T. Anil Kumar, And Ashwin Kulkarni. "Study Of Ischemic Heart Disease Among Patients With Asymptomatic Type-2 Diabetes Mellitus In A Tertiary Hospital In South India Using Computed Tomographic Angiography." *International Journal Of Medicine And Pharmaceutical Sciences (Ijmps)* 10 (2020): 9-18.
- Srivastava, Srishti, Et Al. "Analysis And Comparison Of Loan Sanction Prediction Model Using Python." *International Journal Of Computer Science Engineering And Information Technology Research (Ijcseitr)* 8 (2018): 1-8.
- Yedilkhan, Amirgaliyev, Et Al. "Predicting Heating Time, Thermal Pump Efficiency And Solar Heat Supply System Operation Unloading Using Artificial Neural Networks." *International Journal Of Mechanical And Production Engineering Research And Development* 9.6 (2019): 221-232.
- Alharbi, Emad Ameen, And Rosli Mohamad Zin. "Prediction Model To Reduce Energy Consumption Of Mosque Buildings." *International Journal Of Mechanical And Production Engineering Research And Development (Ijimperd)* 10.3, Jun 2020, 12689 12706 (2020).