

MATHEMATICAL AND STATISTICAL STUDY OF STUDENT'S CHOICES ON GETTING ADMISSION IN AN INSTITUTE

Yashwant Singh

Department of Mathematics, Government College, Kaladera, Jaipur, Rajasthan, INDIA

Abstract

In the present paper, the authorstry to know student's choices on getting admission in an institute. To support their study, the authors have divided students into two groups as Male and Female. The authors prepared eleven questions and try to know student's preferences and their thinking while they get admissionin an institute. The authors think that the study will help to clear the psychology of students and their views about the academic study and institutions. The results also expressed with column chart which help oneself to understand in better way. The authors have also expressed their studies by pie-chart but the lack of space only one illustration is given.

Key words: Psychology, Student's behavior, Academic, Column Chart, Pie-chart, Institute.
(AMS mathematical subject classification: 00a05, 62XX, 62-07.)

Introduction

Every institute wants to provide a good academic environment to its students for this time to time they make some changes and try to provide better infrastructure to its students. for this time to time they use different pedagogy. Continuous study and implications of new methods are making study interesting.

Main Study

The authors have studied about student's problems, their likings and disliking and try to get their suggestions which can make their academic time easy and happy. For this the authors conducted a survey of total 650 students. They are divided into two different groups according to their gender. One is "Male" and second is "Female". Out of total 650 students, there were 470 male students and 180 female students. The author has prepared a questioner for the students which are mentioned below and try to find their views. The questions are as below:

- (i) What do you prefer while going for admission in an institute (University/College etc.)?
 - (a) Distance
 - (b) Faculty (Staff)
 - (c) Infrastructure
- (ii) What do you prefer while choosing subject/course?
 - (a) Job oriented
 - (b) Suitable to your interest
 - (c) Advised by parents
 - (d) Follow your friends
- (iii) Will you need freedom to choose subject from any disciplines (Arts/ Commerce/ Science etc.)?
 - (a) yes
 - (b) No
 - (c) Can't say
- (iv) Which exam pattern do you prefer?
 - (a) Three hour duration subjective type.
 - (b) Two hours duration subjective type
 - (c) Two hours with multiple choice questions

MATHEMATICAL AND STATISTICAL STUDY OF STUDENT'S CHOICES ON GETTING ADMISSION IN AN INSTITUTE

- (d) Two hours with half multiple choice and half subjective questions
(V) Either N.C.C./N.S.S./Scout etc. should be compulsory for every student?
(a) Yes (b) No (c) Can't say
(vi) Extra co-curriculum activities (cultural) should be conducted in the Institute.
(a) Yes (b) No (c) Can't say
(vii) There should be student union election held?
(a) Yes (b) No (c) Can't say
(viii) Where do you prefer to pass time after class?
(a) Library (b) Cafeteria
(c) Sports Complex (d) Computer Lab

- (ix) Uniform should be?
(a) Compulsory (b) Not Compulsory
(c) Different faculty/ course having different uniform
(x) Institutions should be
(a) Separate for girls and boys
(b) Common for girls and boys
(xi) What do you prefer more
(a) Syllabus with basic course only (B.A./B.Com./B.Sc. etc.)
(b) Syllabus with professional course only (B.B.A./B.C.A./M.C.A./M.B.A. etc.)
(c) Combined syllabus (Basic and Professional)

In the category of boys, in first question 300 boys chosen (b) and 160 boys chosen (c) option. It means majority of boy's student prefer a good faculty. In second question 10 boys chosen (a) 440 boys chosen (b) and 10 boys have chosen (c) option and option (d) was not a preference of any student. It means almost all students want to choose a subject which is of their interest. In third question 450 boys chosen (a) and 10 boys chosen (c) option. The students want freedom to adopt any subject with any discipline. In fourth question 260 boys went with (a), 40 boys were agree with (b), 70 boys liked option (c) and 90 boys tagged with option (d). They give preference the same pattern which is going on. In fifth question 140 boys like option (a), 230 boys liked option (b) and 90 boys went with option (c). More of the students feel no need to make compulsory N.C.C./ N.S.S. /SCOUT. etc.. For sixth question, 450 boys prefer to go with option (a) while only 10 boys preferred to go with option (c). Almost all students feel extra co-curriculum activities is necessary in the institutions. In seventh question, 440 boys feel happy to select option (a) while 10 were satisfied with option (b) and (20) were happy with option (c). Similar the sixth question all students feel the student union election must be held. For eighth question, 200 boys selected option (a), 180 boys selected option (c) and 70 went for option

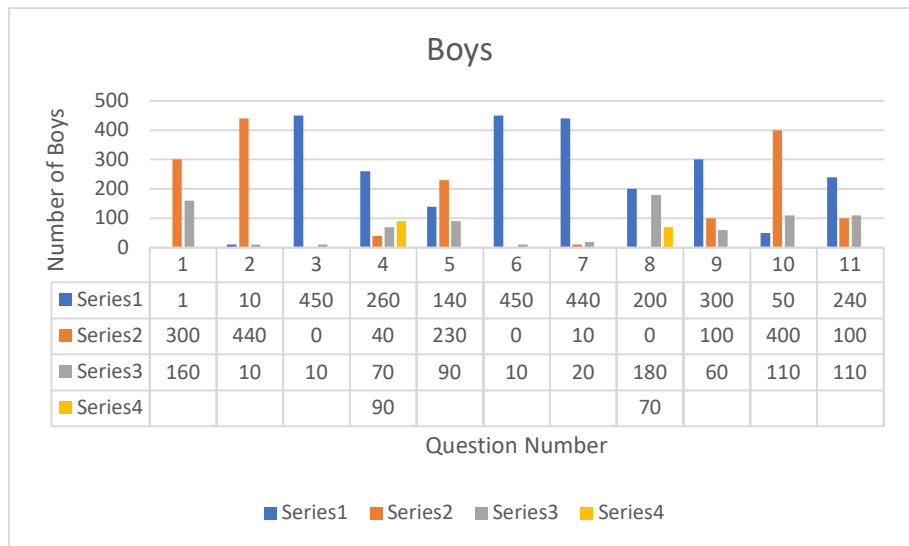
(d). For more of the students sports complex is their preferable place to pass time. In ninth question, 300 boys tick for option (a), 100 tick for option (b) while 60 liked option (c). Majority of students go for compulsory of uniform they feel uniform should be in the institution. For tenth question, 50 boys went for option (a) and 400 boys preferred option (b). Students feel

MATHEMATICAL AND STATISTICAL STUDY OF STUDENT'S CHOICES ON GETTING ADMISSION IN AN INSTITUTE

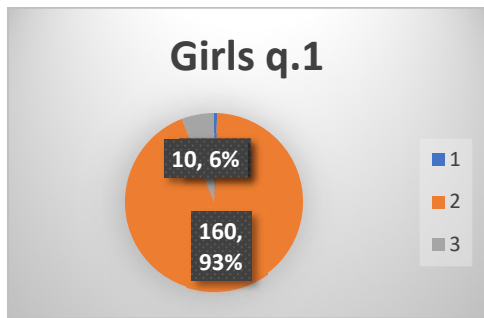
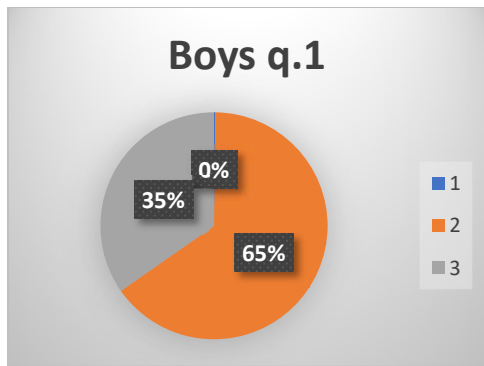
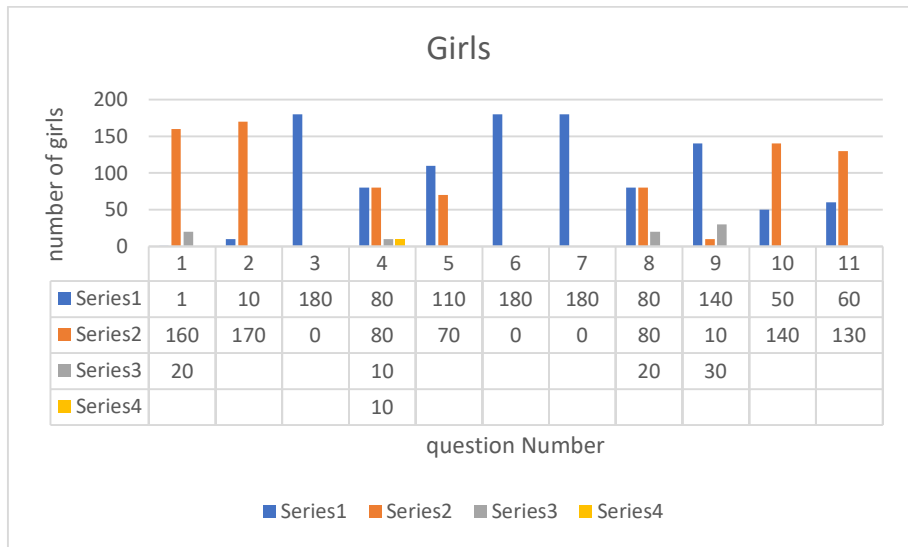
institutions should be separate for girls and boys. For eleventh question, 240 boys opted answer as (a), 100boys chosen answer as (b) and 110 went for answer (c). Boys feel syllabus should be mixed between basic and professional studies.

In the category of girls, in first question 160 girls chosen (b) and 20 girls chosen (c) option. It means almost all girls student prefer a good faculty. In second question 10 girls chosen (a) 170 girls chosen (b) while option (c) and option (d) were not a preference of any student.. It means almost all students want to choose a subject which is of their interest. In third question all 180 girls chosen (a). The girl students want freedom to adopt any subject with any discipline. In fourth question 80 girls went with (a), 80 girls were agree with (b), 10 girls liked option (c) and 10 girls tagged with option (d). They give preference the same pattern which is going on. In fifth question 110 girls like option (a), 70 girls liked option (b) and no one girls went with option (c).

Most of the girl students feel no need to make compulsory N.C.C./ N.S.S. /SCOUT etc.. For sixth question, all 180 girls prefer to go with option (a). Almost all students feel extra co-curriculum activities is necessary in the institutions. The same in seventh question, all 180 girls feel happy to select option (a). Similar the sixth question all students feel the student union election must be held. For eighth question, 180 girls selected option (a), 180 girls selected option (c) and 20 went for option (d). Almost all of the students sports complex is their preferable place to pass time. In ninth question, 140 girls tick for option (a), 10 tick for option (b) while 30 liked option (c). Majority of the girl students go for compulsory of uniform they feel uniform should be in the institution. For tenth question, 50 girls went for option (a) and 140 girls preferred option (b). Girl students feel institutions should be separate for girls and boys. For eleventh question, 60 girls opted answer as (a), 130 girls chosen answer as (c) and no one opted answer as (b). Girls feel syllabus should be mixed between basic and professional studies.



MATHEMATICAL AND STATISTICAL STUDY OF STUDENT'S CHOICES ON GETTING ADMISSION IN AN INSTITUTE



Conclusion

The authors feel that their study will help to understand the psychology and choices of students. It will very helpful for education sector because they can made the sufficient changes according to preference of students. This study will also helpful to provide better knowledge environment and job seeking environment for students.

References

- OswardRweyema (2014). Fundamentals of Business Mathematics and Statistics. The Institute of Cost Accountants of India.

2. Satguru Prasad (2020). Elements of Biostatistics, Rastogi Publications, India.
3. Eya, Ngozi M., Et Al. "Socio-Psychological Factors As Correlates Of Students' Performance In Chemistry: Implication For Science And Engineering Education." *International Journal Of Mechanical And Production Engineering Research And Development (Ijimperd)* 10.4 (2020): 239-248.
4. Roy, R. I. T. U. P. A. R. N. A., And J. Konwar. "Can Psychological Contract Create Workplace Happiness." *International Journal Of Human Resource Management And Research* 9.4 (2019): 81-88.
5. Christy, Veena, And S. Duraisamy. "Influence Of Psychological Contract Breach On Organisational Citizenship Behaviour: Mediating Effects Of Authentic Leadership Style And Psychological Well-Being-A Working Paper." *International Journal Of Human Resource Management And Research (Ijhrmr)* 4 (2014): 69-76.
6. Walia, Suneet. "Relational Psychological Contract: A Need For Effective Performance." *International Journal Of Human Resource Management And Research* 6.4 (2016): 1-12.
7. Naganandini, R. "Effectiveness Of Computer Assisted Teaching Programme On Knowledge Regarding Specific Developmental Disorders Of Scholastic Skills In Children Among Bachler Degree In Education (B. Ed) Students." *Tjprc: International Journal Of Nursing And Patient Safety & Care (Tjprc: Ijnpsc)* 5 (2015): 1-8.
8. Alrobaian, Abdulrahman A., Et Al. "A New Approach To Low-Cost Open-Typed Subsonic Compressible Flow Wind Tunnel For Academic Purpose." *International Journal Of Mechanical And Production* 8.6 (2018): 383-394.